



Woody Weed Control Guide



**Tailored solutions
for your weed
control problems**

With the introduction of an integrated weed control program, producers can ensure long-term and cost-effective woody weed control.

Weed control at your fingertips

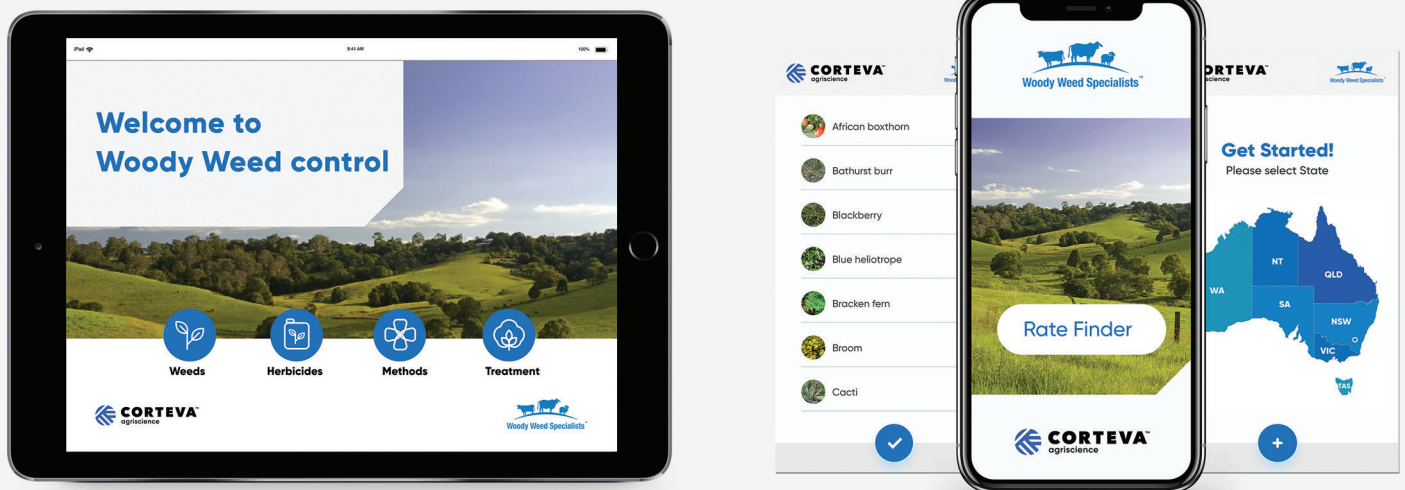
Download the

- Woody Weed app for tablets or
- Rate Finder app for smartphones

We've combined all our weed, product and application information into two weed control resources for your smartphone and/or tablet.

Whether you are at home or in the middle of a paddock, no matter what device you use to communicate, the Woody Weed Specialist apps allow you instant access to all the information you need to become a woody weed expert.

Search for 'Woody Weed' in the App Store.



Need advice on weed control? Call 1800 899 147

Why control woody and environmental weeds?



Weeds choke our waterways, strangle and smother our native vegetation and rob our farmers of valuable land. The best way to combat weeds is to develop an integrated approach to weed management combining all appropriate weed control options.

There is a concern that climate change will place greater stress on improved pasture and cropping country. As a consequence they may be less competitive, which would open the way to new or greater weed invasions. This means there must be an increase of nationwide surveillance by people who are trained in what to look out for, and increasing efforts to find suitable biological and other means of controlling these weeds.

This Woody Weed Control Guide is an information booklet specifically designed to help you make more informed decisions for the control of woody weeds. It contains information for weed identification, optimal control windows, different application methods plus new and existing herbicide recommendations for many woody weed species.

Benefits of woody weed control

Controlling woody weeds will provide the following benefits:

1. Increase the carrying capacity of your property

Controlling woody weeds means that there is more productive pasture available, which in turn allows you to carry more livestock.

2. Increase the value of your property

Properties that are free of woody weeds are of greater value than those that are infested.

3. Make mustering easier

Large infestations of woody weeds provide stock with a hiding place when being mustered.

4. Reduce the risk of fire

Large infestations of woody weeds are a fire risk, particularly in periods of prolonged dry weather.

5. Reduce the incidence of vermin

Large infestations of woody weeds provide an ideal habitat for vermin to breed, e.g. rabbits.

6. Comply with government legislation

Controlling declared woody weeds is the legal responsibility of the landholder.

7. Minimise stock losses

Some woody weeds are poisonous to stock and by controlling woody weeds you can minimise stock losses.

8. Protect the environment

Woody weeds invade and dominate native vegetation if left unchecked.

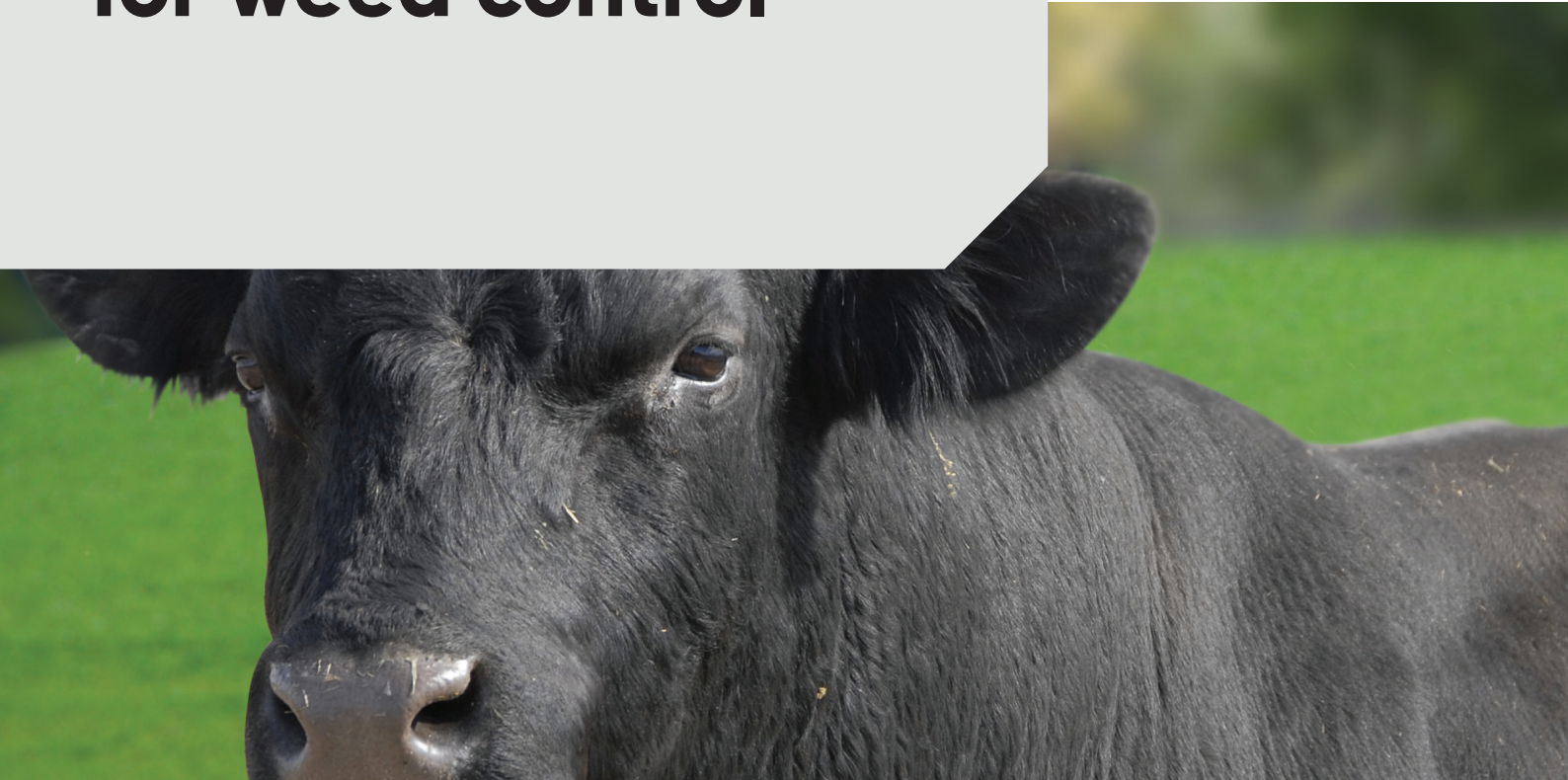
9. Control erosion

Replacing woody weeds with a dense, competitive pasture stand (and correct grazing management) protects valuable topsoil.

The Corteva Agriscience Woody Weed Portfolio

Access [®] Herbicide	Lontrel [®] Advanced Herbicide	Ubeniq [®] Rinskor [®] active Herbicide
Colex-D [®] Herbicide	Starane [®] Advanced Herbicide	Uptake [®] Spraying Oil
FallowBoss [®] Tordon [®] Herbicide	Trezac [®] Arylex [®] active Herbicide	Vigilant [®] II Herbicide
Garlon [®] 600 Herbicide	Tordon [®] RegrowthMaster™ Herbicide	
Grazon [®] Extra Herbicide	Tordon [®] 75-D Herbicide	

Integrated options for weed control



Although controlling woody weeds is difficult, it is not impossible.

Their persistent nature means that total control is not often achievable with a single herbicide application.

An integrated approach to weed management is crucial in gaining long-term control over persistent weed infestations.

With the introduction of an integrated weed control program, producers can ensure long-term and cost-effective woody weed control. Combining the use of herbicides and other weed control options such as slashing, cultivation, burning and pasture improvement, producers can maximise the amount of productive land available to them.

The Corteva Agriscience Three Cycle Plan aims to help producers develop a strategic weed control program while obtaining the maximum benefit from the money they invest in herbicides. The Three Cycle Plan is detailed on page 5 and your local Corteva Agriscience Territory Manager can assist you in putting together a weed management plan for your property.

To better understand the weed control options available to you in your integrated program, please see a more detailed explanation of mechanical treatment, slashing and burning, livestock and herbicides on the following page.

Choosing the right integrated weed control option




Mechanical/cultivation

Mechanical treatment on its own is inadequate to control most woody weeds. However, in conjunction with other methods, it can assist in control. Cutterbars, ploughing or discing are best as they damage the root systems of the plants. This process is best carried out in summer, as haphazard cultivation in winter may result in spreading the infestation. Mechanical movement can exacerbate weed burdens.



Livestock

Livestock can aid in reducing woody weed seedling establishment, suppress regrowth and keep pastures competitive. However, their access to seedlings can be limited by logs, rocks and established bushes. Stock can continue to graze in the paddock during treatment with Access, Garlon 600, Grazon Extra and Tordon RegrowthMaster as no withholding periods apply. When treating some noxious weeds, such as green cestrum, stock should be removed from the paddock.



Slashing/burning

Burning or slashing might be useful in the first year to reduce bush size to a more manageable level. To allow enough grass and debris to facilitate a burn it may be necessary to exclude stock. Time your slashing or burning (usually six months prior to spraying) to allow plants to regrow to at least one metre before starting a herbicide treatment. To ensure maximum efficacy of your herbicide, it is important that woody weeds are not cut or burnt for six months after application.



Herbicides

Herbicides applied at the right time, using the right rate and technique, are often the most economical, effective and practical method for long-term woody weed control. Before treating, ensure woody weeds are actively growing and not showing signs of stress. As with most pests, prevention is better than cure. Treat the edges of large areas to prevent more weeds spreading. Clean up small scattered areas first and improve your fencing so that your livestock can graze on treated areas.

Strategic treatment program



Unlocking the potential of weed-infested paddocks can be less expensive than buying the neighbour's place. A simple planned approach using a knockdown, follow up and clean up strategy using the right herbicide combination is one way to economically bring pasture back to an income-earning status.

The Three Cycle Plan

First strike. Knockdown. Year 1.

The aim is to reduce the weed infestation to more manageable levels. It is critical that you allow funds for a follow-up treatment in the next cycle or you may find regrowth will return and if not treated your initial work could be wasted. Make sure spraying conditions are right for treatment.



Strategic treatment program

The Three Cycle Plan



Second strike. Follow up. Year 2-3.

This is vital. The aim is to follow up what was treated in the previous cycle. After your initial knockdown of large infestations, areas that you could not reach need follow up. Make sure spraying conditions are right for treatment.



Clean up. Year 4-5.

Continue to check over time to ensure no seedlings get away. The most effective herbicide will be determined by the weed species, situation, growth habit and application technique.

Three steps to success

1. Define the problem

Draw a layout of your property and paddocks. Locate and shade areas of infestation.

2. Develop a program

- Begin with the end in mind.
- Identify the weed species in each paddock.
- Determine the infestation density (scattered, medium, dense).
- Detail the size of the infestation (acres/hectares).
- Develop a financial plan to determine the resources you have to control the problem.
- Determine the priorities.

3. Apply the program

Use the Three Cycle Plan to chart your success.

To find out more visit woodyweedspecialists.com.au

Which method of treatment should I use?



There are a number of different methods you can use to treat woody weeds. The option you choose will be determined by the size of the problem, the resources you have available and time constraints you are working within. Refer to the ready reference table control guide at the back of this guide and product labels for correct application rates.



Woody Weed and Rate Finder apps

Download the Rate Finder app to your smartphone to help you figure out the best times to spray each weed, anywhere, anytime. Search for 'Woody Weed' in the App Store.



NOTE: SPRAY DRIFT Spray only when there is no movement of air towards non-target, susceptible vegetation or waterways. Drift can be greatly reduced by using nozzles and spray pressures that produce a minimum proportion of small, drift-prone droplets – e.g. lower pressure, larger droplets and higher spray volume. Under ideal conditions, spraying can be carried out near susceptible non-target plants and waterways by separating them with a suitable size buffer area.



1. Foliar spray application

This method normally refers to high volume application using a hand gun to treat the foliage of the plant. It is recommended to use a No. 5–8 tip on your gun and calibrate your pump pressure to 700–1500 kPa. Ensure you treat the entire leaf area of the plant to the point of run-off, with thorough coverage of the crown, runners and tips. Knapsack and 12 volt sprayer packs are only recommended for the control of herbaceous weeds such as cobbler's peg, docks and wandering jew.

DO NOT use knapsacks or 12 volt sprayer packs to treat woody weeds.



2. Basal bark application

Use this method to treat saplings and regrowth less than 5 cm in basal diameter. The herbicide is applied mixed with diesel or Biosafe™ to assist penetration through the bark. Weeds with thick, corky bark cannot be treated successfully using this method. Do not treat if the stems are wet or charred as this prevents the herbicide from penetrating through the bark. Make sure you thoroughly treat the whole circumference of each stem from ground level to a height of 30 cm.



3. ThinLine application

The ThinLine™ technique, where a more concentrated mixture is applied to the bottom 5 cm only, can be considered for some species. Some woody weeds can be treated when basal diameter is greater than 5 cm. Refer to the product label for details.



4. Cut stump application

Cut stump application is the preferred method for saplings that are too small to be stem injected. Cut stems as close to the ground as practical, no higher than 10–15 cm from ground level. Thoroughly apply the herbicide mixture or gel immediately after the cut is made. This is necessary because the plant can seal the cut quickly, thus barring the chemical from penetrating into the sapstream.



5. Brushcutter application

The brushcutter takes the back-breaking effort out of the cut stump application method. It uses a high-powered tungsten-tipped cutting blade to remove the top growth as close to ground level as possible. A sprayer attachment or a separate knapsack sprayer delivers a dose of herbicide almost immediately to the cut surface.

Reference: Not all of these applications methods are able to be used on all of our woody weed products – always refer to the product label.

Which method of treatment should I use? continued



6. Aerial spraying application

Apply herbicide in not less than 200 L/ha water volume. Spray with a calibrated aircraft using the full overlap opposite pass technique. Nozzle combination should not be less than D8/45°. Spraying in wind exceeding 10 km/h, temperatures above 30°C or relative humidity below 50% is not recommended.



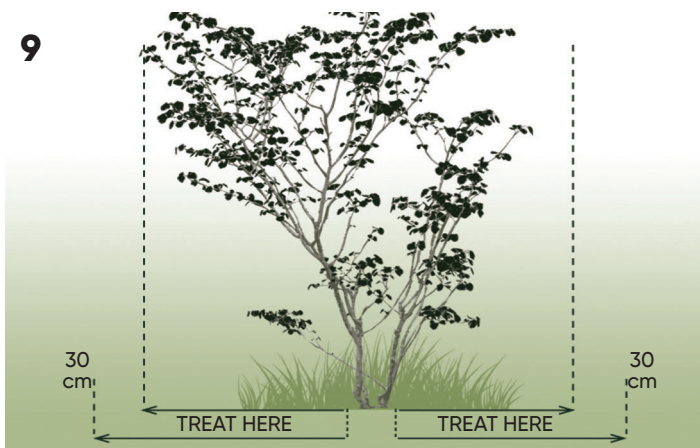
7. Ground boom spray application

For pasture weeds, sprayers should be calibrated to deliver a minimum of 100 L/ha of water with a droplet size of 150–350 microns. Use higher volumes of water in dense pastures to achieve better penetration and coverage. It is recommended that you use flat fan nozzles and spray pressures of 200–300 kPa with boom height set to ensure double overlap of nozzle pattern at the top of the weed canopy.



8. Blanket wiper application

Operate wiper equipment a minimum of 10 cm above the pasture. Weeds should be at least 15 cm above the pasture at time of application. Speed of travel should be no greater than 8 km/h. The chemical solution should be fed to the blanket at a flow rate sufficient to keep the blanket wet but not dripping. In thick patches the blanket may require more frequent solution recharge. For woody plants, a scraper bar should be mounted in front of the blanket wiping the stems. Two passes (in opposite direction) with the blanket increases the contact with the plant.



9. Hand granule application

Apply granules to the soil prior to spring or summer rains. It is essential that the root area of the woody weed is evenly treated with the granules. Estimate the surface area (m²) covered by the bush to a distance of 30 cm out from the drip line then apply granules evenly over the whole area.

Reference: Not all of these applications methods are able to be used on all of our woody weed products – always refer to the product label.



10. Stem injection application

Make horizontal cuts with a narrow-bladed axe (5–7 cm wide) through the bark of the woody weed into the sapstream at waist height. Space these at 10–13 cm centres. Leave the axe in the cut and immediately (within three seconds) apply the herbicide down the axe blade, to ensure the full dose enters the sapstream. This is necessary because the plant can seal the cut quickly, thus barring the chemical penetrating into the sapstream. **Do not treat trees with poor sap flow, which occurs when plants are stressed. Where low branches are encountered, place a cut immediately below the branch.**

Stem injection at or near ground level is recommended

- 1. Where soil types and substrata structure prevent vigorous root growth e.g. 'Traprock' country in SE Queensland and Tablelands of New England, NSW.
- 2. So called 'hard country' (general poor growing conditions).
- 3. Western poplar box areas.
- 4. Areas where rainfall is less than 500 mm per year.
- 5. Difficult-to-control species of wattles and eucalypts – e.g. stringy bark and sap bleeding types.



Quick reference:

Tordon RegrowthMaster –
how many cuts per stem?

Tordon®
RegrowthMaster
HERBICIDE

Basal diameter/close space treatment

10 cm	3 cuts	40 cm	10 cuts
20 cm	5 cuts	50 cm	12 cuts
30 cm	7 cuts	60 cm	14 cuts

RATE: Mix one part Tordon RegrowthMaster with four parts water

When should I treat?

For the most effective weed control, treatment needs to be undertaken under the best environmental, climatic and seasonal conditions. The following spray timings highlight the best seasonal

window to treat different woody weeds using the key woody weed herbicides from Corteva Agriscience. Always consult the product label before commencing any treatment program.

Access® Herbicide												
	Sep	Oct	Nov	Dec	Jan	Feb	Mar	Apr	May	Jun	Jul	Aug
Deciduous plants	🌀	✓	✓	✓	✓	✓	✓	✓	🌀	✗	✗	✗
Non-deciduous plants	✓	✓	✓	✓	✓	✓	✓	✓	✓	🌀	🌀	🌀

Grazon® Extra Herbicide												
	Sep	Oct	Nov	Dec	Jan	Feb	Mar	Apr	May	Jun	Jul	Aug
Blackberry	✗	✗	🌀	🌀	✓	✓	✓	🌀	🌀	✗	✗	✗
Fireweed North NSW/Qld	🌀	✓	✓	🌀	✗	✗	✗	✓	✓	🌀	✗	✗
Fireweed South NSW	🌀	🌀	🌀	✗	✗	✗	🌀	✓	✓	✓	🌀	🌀
St John's wort	✗	🌀	✓	✓	🌀	🌀	🌀	🌀	✗	✗	✗	✗
Sweet briar	✗	🌀	✓	✓	🌀	✗	✗	✗	✗	✗	✗	✗
Gorse	🌀	🌀	✓	✓	✓	✓	🌀	🌀	🌀	🌀	🌀	🌀
Lantana/associated weeds	✗	✗	✗	🌀	🌀	✓	✓	✓	🌀	✗	✗	✗
Rubber vine	✗	✗	✗	✗	🌀	✓	✓	✓	🌀	✗	✗	✗
Eucalypt regrowth/wattle	✗	✗	🌀	🌀	✓	✓	✓	✓	🌀	✗	✗	✗

Starane® Advanced Herbicide												
	Sep	Oct	Nov	Dec	Jan	Feb	Mar	Apr	May	Jun	Jul	Aug
Lantana	✗	✗	🌀	✓	✓	✓	✓	✓	🌀	✗	✗	✗
Prickly acacia	✗	✗	✗	✗	✓	✓	✓	✓	🌀	✗	✗	✗
Wattle regrowth	✗	✗	✗	🌀	✓	✓	✓	✓	🌀	✗	✗	✗

Trezac® Arylex® active Herbicide												
	Sep	Oct	Nov	Dec	Jan	Feb	Mar	Apr	May	Jun	Jul	Aug
Lantana	✗	🌀	🌀	✓	✓	✓	✓	✓	🌀	🌀	🌀	✗
Fireweed North NSW/Qld	🌀	✓	✓	✓	✗	✗	✗	✓	✓	🌀	✗	✗
Fireweed South NSW	🌀	🌀	🌀	✗	✗	✗	🌀	✓	✓	✓	🌀	🌀
Thistles	✓	✓	✓	✗	✗	✗	✓	✓	✓	✗	✗	✗

Ubeniq® Rinskor® active Herbicide												
	Sep	Oct	Nov	Dec	Jan	Feb	Mar	Apr	May	Jun	Jul	Aug
Navua Sedge	🌀	🌀	✓	✓	✓	🌀	🌀	🌀	🌀	✗	✗	✗

KEY:

- ✓ Best time to spray/treat
- 🌀 Can spray/treat if conditions are suitable
- ✗ Do not spray/treat

Critical comments

Spraying must only be carried out when plants are in full leaf and flowering, which should begin six to eight weeks after substantial rainfall.

What spray volume should I use?



Using the right spray volume is essential to ensuring acceptable control. Applying too much is wasteful, and applying too little can mean having to go back to re-treat large amounts of regrowth. Always read the label for the application rate and critical comments. Use the calibration charts below as a guide to the correct foliar spray volume you should be applying to a woody weed.

Calibration chart for dome-shaped weeds

Recommended volume for dome-shaped weeds such as blackberry and gorse.

Volume of spray per bush in L based on 3000–4000 L/ha

Bush diameter (metres)	Bush height (metres)		
	1.5	2.0	2.5
4.0	7.0	10.5	15.0
4.5	8.6	13.6	17.6
5.0	10.4	14.9	20.6
5.5	12.3	17.6	23.8
6.0	14.4	20.4	27.3

Source: Max McMillan



Calibration chart for cylindrical/cone-shaped weeds

Recommended volume for cylindrical/cone-shaped weeds such as sweet briar, lantana, wattle and eucalypt regrowth.

Volume of spray per bush in L based on 2000–4000 L/ha

	Bush height (metres)		
	1	2	3
Bush diameter (metres)	Spray volume per bush (mL)		
1.0	160	240	310
2.0	630	940	1300
3.0	1400	2100	2800
4.0	2500	3800	5000
Water rate L/ha	2000	3000	4000

Source: Max McMillan

Guide to calibration



Non-calibrated spray nozzles can lead to inaccurate application rates, spray patterns and droplet size, which can reduce herbicide effectiveness. The first and most important step in sprayer calibration is to choose the correct nozzle type and size for your application.

Nozzles and pressures for different spray volumes

Prior to spraying, select a bush to spray and decide what shape the weed can be categorised as (either dome or cylindrical). Spray that bush normally to achieve good coverage to the point of run-off. Time how long it took you to spray. Repeat this process spraying into a bucket. Measure the spray volume and compare this with the recommended spray and water rate using the tables attached. Installing a flow meter on the high pressure hose next to the hand gun will make calibration easier.

Adjuvants

Grazon Extra, Garlon 600 and Starane Advanced formulations already contain surfactants. The use of additional surfactants is not recommended except in specific situations as detailed on the label.

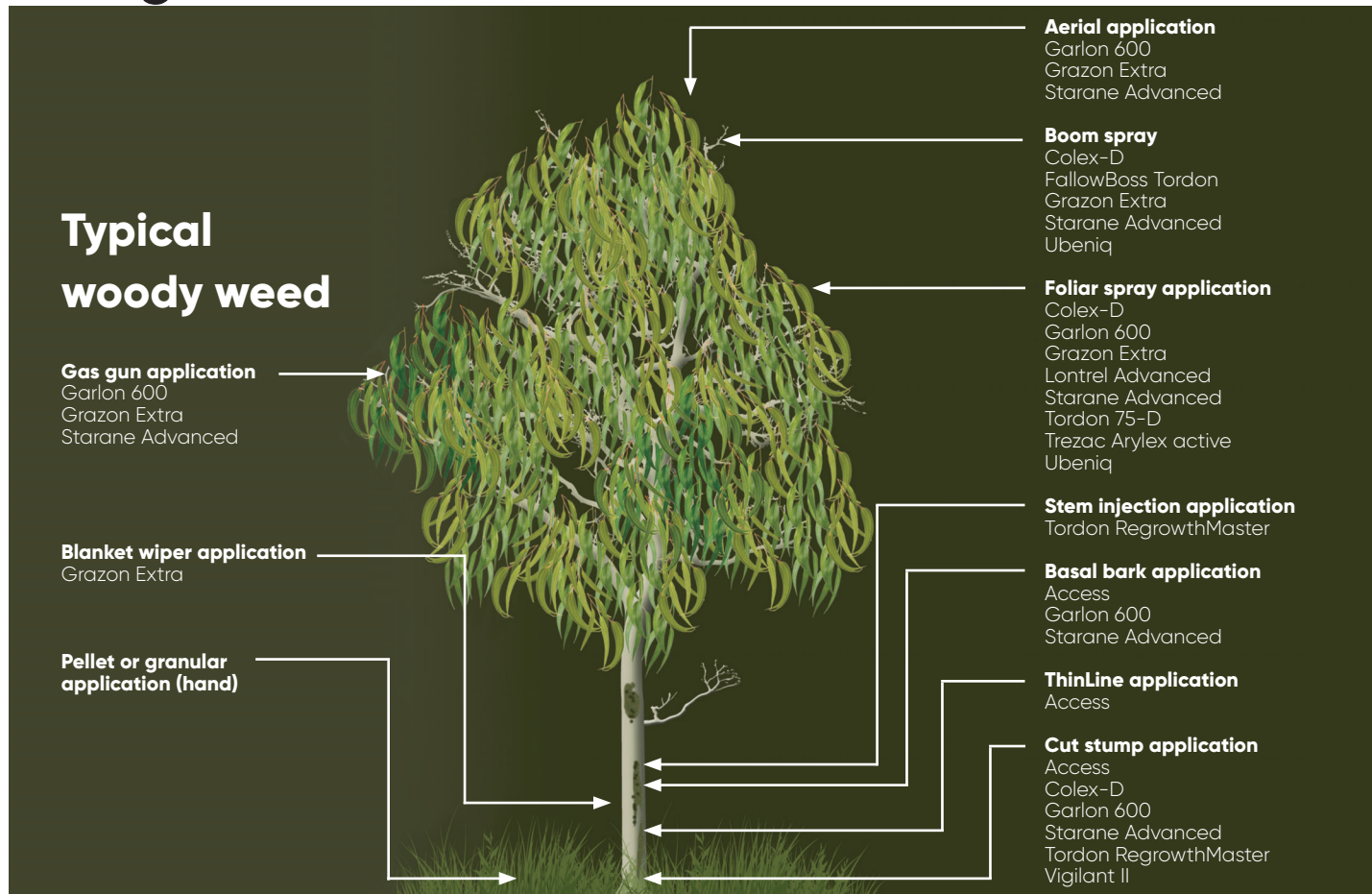
Spray volume (L/ha)	Nozzle	Diameter (mm)	Output (L/min)	Pressure (kPa)
1000–2000	D4	1.6	2.5	400
1500–3000	D5	2.0	3.8	500
2000–4000	D6	2.4	5.5	600
3000–6000	D7	2.8	7.8	700
4000–8000	D8	3.2	8.6	800

Reference: Scott, M. and Cook, T. (2007).
Spraying Woody Weeds. NSW DPI SMARTtrain Chemical Notes 2.

Rainfastness

Grazon Extra, Garlon 600, Trezac Arylex active and Starane Advanced are rainfast. Foliar application should be stopped if rain is likely within one hour or if foliage is wet.

Woody weed identification and growth habit



Correct identification

Correct identification of the woody weeds needs to be made **before** consulting recommendations for control. Contact your local Corteva Agriscience representative or government authority for assistance.

Growth habit

In addition to identification of the weed species, the growth habit of the weed is paramount to the application technique and product chosen for its control. The growth habit will limit the choices of product and the application techniques applicable.

The example on the right illustrates that woody weed control is not straightforward. Sometimes it is desirable to allow the woody weed to grow larger to enable better and more cost-effective control. The diagrams on the following pages illustrate some of the most common situations that will be encountered and explain the problems and solutions for each. Refer to the product label to ensure the species identified is registered and the correct rate, timing and critical comments are followed.

A eucalypt stem one metre tall could be:

- A seedling in its first year of growth. Such a plant when actively growing has few reserves and can be readily controlled by foliage spraying.
- A tree 10 years old – grazed-off, dozed-off, slashed, fired, sprayed-off or in some way defoliated two or three times in that decade, since germination. Though it may only have sparse foliage, it could well have a large lignotuber below the ground, full of food reserves and buds capable of regrowth when the top is again removed. If this is the growth form you confront, then foliage spraying will usually be unsatisfactory. In essence, you need to treat to prevent the secondary buds in the lignotuber from regrowing. Cut stump treatment or stem injection around the base of the original tree are the preferred application techniques.

Herbicide treatment options

What to use, what to avoid and why



Seedling woody or perennial weed with small root systems and simple stems

Use	Foliar spray	Garlon 600	Tordon 75-D
		Trezac Arylex active	Lontrel Advanced
		Starane Advanced	Grazon Extra
Avoid	Stem injection	Stem too small to inject	
	Basal bark spray	Too laborious	
	Cut stump	Too laborious	
	Granular application	Too expensive	



Woody weed with extensive fine stems

Use	Basal bark spray	Access	Garlon 600
		Starane Advanced	
	ThinLine	Access	
Avoid	Granular application		
	Foliar spray	Insufficient leaf area to spray	
	Cut stump	Stems too thin and too many	
	Stem injection	Stems too small to inject	



Advanced growth (>2 m tall) from seed

Use	Stem injection	Tordon RegrowthMaster	
	Cut stump	Access	Tordon RegrowthMaster
		Starane Advanced	Vigilant II
		Garlon 600	
Avoid	Basal bark spray	Bark and stem too thick to allow penetration of chemical	
	Foliar spray	Plant too big	



Eucalypt or paperbark tea-tree regrowth from lignotuber

Use	Cut stump	Access	Garlon 600
		Tordon RegrowthMaster	
	Basal bark spray/ThinLine	Access	Garlon 600
Avoid	Granular application		
	Stem injection	Stems too thin to inject	
	Foliar spray	Insufficient leaf cover	

It is essential to destroy the lignotuber as it enables repeated regeneration following defoliation of the stem. This can be the most difficult situation to control and some plants may require re-treatment.



Standing timber single or multi-stemmed

Use	Stem injection	Tordon RegrowthMaster	
	Cut stump	Access	Garlon 600
Avoid	Foliar spray	Not cost effective	
	Granular application: Non-selective	Ineffective, plant too big	
	Basal bark spray	Bark and stem too thick to allow chemical penetration	



Regrowth following mechanical clearing or poor cut stump treatment

Use	Stem injection	Tordon RegrowthMaster	
	Basal bark spray	Access	Garlon 600
Avoid	Cut stump	Stems too small	
	Foliar spray	Insufficient leaf area to control root system	



Blackberry regrowth or root suckering plant up to 3 m tall

Use	Foliar spray	Grazon Extra	
Avoid	Cut stump	Technique not suitable	
	Basal bark spray	Technique not suitable	
	Stem injection	Technique not suitable	

Works better. Works longer on blackberry and lantana.

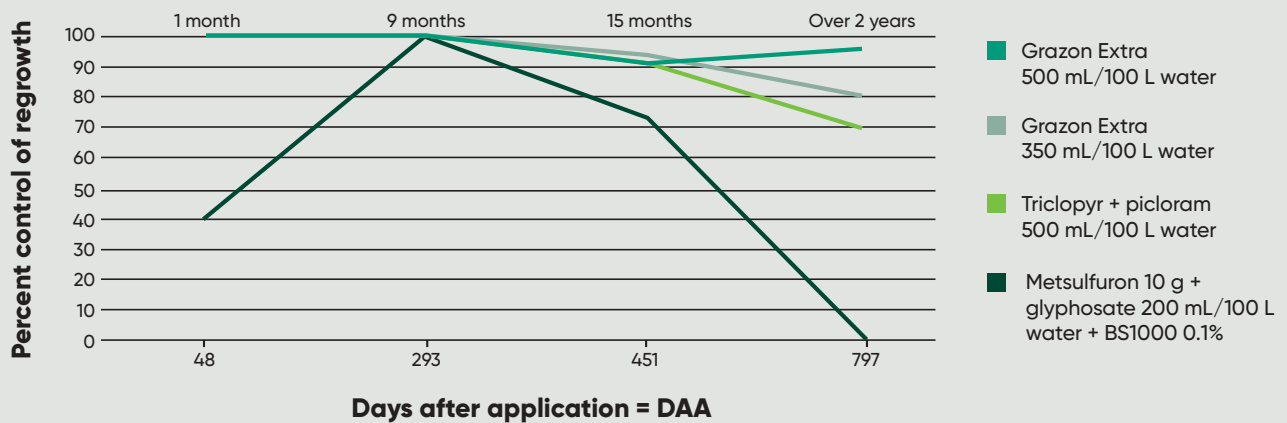
Grazon® Extra Herbicide. With next generation aminopyralid.

Grazon Extra offers greater efficacy and long-term control of tough-to-kill woody weeds than any picloram and triclopyr combination herbicide.

Works better. Works longer on blackberry.

Grazon Extra gives 14% to 38% more effective control. Grazon Extra suppresses blackberry regrowth over two years.

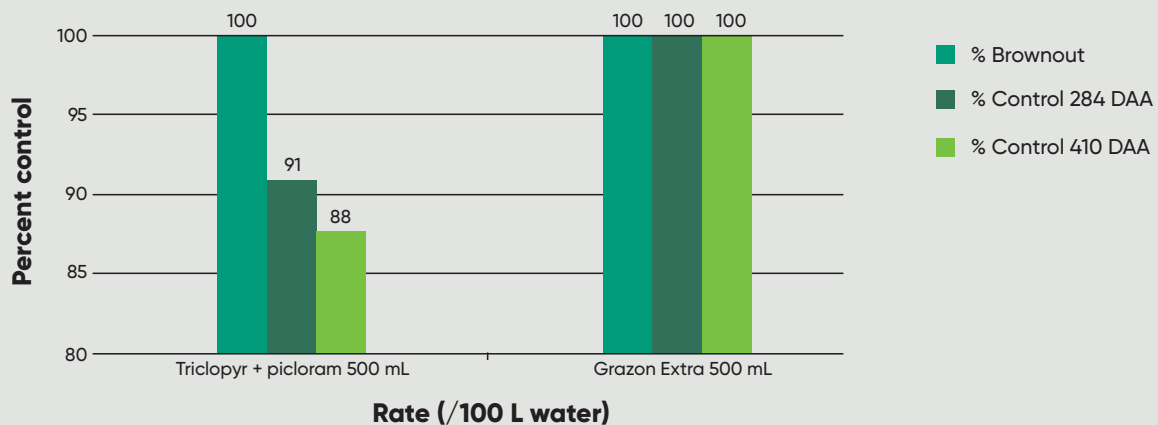
Grazon Extra suppresses regrowth over two years



Works better. Works longer on lantana.

The aminopyralid in Grazon Extra improves lantana control when compared with picloram + triclopyr. Grazon Extra provides excellent (100%) control of lantana.

Trial 074002RA. Lantana demo trial, Yarraman, Qld 2007/08



Ready reference table control guide

Woody weed	State	Method of application	Product Note: Preferred option in bold letters	Rate Consult label for details of growth stage and use, especially where range of rates is given
African boxthorn <i>Lycium ferocissimum</i>	All	Basal bark and Cut stump	GARLON 600	1:30 with diesel distillate
		Basal bark and Cut stump	ACCESS	1:60 with diesel or Biosafe
		Cut stump	VIGILANT II	Apply neat: 3–5 mm layer
		Cut stump	COLEX-D	Undiluted
	Tas	Foliar spray	GARLON 600	170 mL/100 L of water
	All	Foliar spray	GRAZON EXTRA	500 mL/100 L of water
	NSW, Qld, Vic, WA	Foliar spray	TORDON 75-D	1.3 L/100 L of water
Angophora regrowth <i>Angophora</i> spp.	All	Basal bark and Cut stump	ACCESS	1:60 with diesel or Biosafe
		Cut stump	TORDON RegrowthMaster	1:20 with water + surfactant
		Foliar spray	GARLON 600	400 or 560 mL/100 L of water
		Foliar spray	GRAZON EXTRA	350 mL/100 L of water
		Stem injection	TORDON RegrowthMaster	1:4 with water
Apple-of-sodom <i>Solanum linnaeanum</i>	Vic	Foliar spray	TORDON 75-D	650 mL/100 L of water
	SA	Foliar spray	TORDON 75-D	300 mL/100 L of water
Artichoke thistle <i>Cynara cardunculus</i>	Vic	Foliar spray	TORDON 75-D	200 mL/100 L of water
	SA	Foliar spray	TORDON 75-D	125 mL/100 L of water
	All	Foliar spray	COLEX-D	445 mL/100 L of water
Australian blackthorn <i>Bursaria spinosa</i>	All	Basal bark and Cut stump	GARLON 600	1:60 with diesel distillate
		Basal bark and Cut stump	ACCESS	1:60 with diesel or Biosafe
		Foliar spray	GRAZON EXTRA	500 mL/100 L of water
Balloon cotton <i>Gomphocarpus physocarpus</i>	All	Foliar spray	COLEX-D	445 mL/100 L of water
Banksia <i>Banksia</i> spp.	All	Foliar spray	GARLON 600	400 or 560 mL/100 L of water
		Foliar spray	GRAZON EXTRA	350 mL/100 L of water
Bathurst burr <i>Xanthium spinosum</i>	All	Foliar spray	STARANE ADVANCED	45 mL/100 L of water
		Foliar spray	COLEX-D	445 mL/100 L of water
	NSW, Qld	Boom application	FALLOWBOSS TORDON	1 L/ha
Bellyache bush <i>Jatropha gossypifolia</i>	All	Foliar spray	STARANE ADVANCED	300 mL/100 L of water
Biddy bush <i>Cassinia arcuata</i>	All	Foliar spray	GRAZON EXTRA	500 mL/100 L of water + surfactant
	Vic	Foliar spray	TORDON 75-D	650 mL/100 L of water
Bitter bark <i>Alstonia constricta</i>	NSW, Qld	Basal bark and Cut stump	GARLON 600	1:60 with diesel distillate
	All	Basal bark and Cut stump	ACCESS	1:60 with diesel or Biosafe
	Qld	Blanket wiper	GRAZON EXTRA	1:4 with water
Black-eyed susan <i>Thunbergia alata</i>	All	Foliar spray	COLEX-D	230 mL/150 L of water
Black wattle <i>Acacia leiocalyx</i>	All	Basal bark and Cut stump	ACCESS	1:60 with diesel or Biosafe
		ThinLine basal bark	ACCESS	1:9 with diesel or Biosafe
		Foliar spray	STARANE ADVANCED	300 or 600 mL/100 L of water
		Stem injection	LONTREL ADVANCED	1:9 with water
		Stem injection	TORDON RegrowthMaster	1:4 with water




African boxthorn



Australian blackthorn



Bathurst burr



Bitter bark

Woody weed	State	Method of application	Product Note: Preferred option in bold letters	Rate Consult label for details of growth stage and use, especially where range of rates is given
Blackberry <i>Rubus fruticosus</i> (continued)	All	Foliar spray	GRAZON EXTRA	350 or 500 mL/100 L of water
		Foliar spray	GARLON 600	170 mL/100 L of water
	Vic	Foliar spray	TORDON 75-D	1.3 L/100 L of water
	All except NT	Foliar spray	TORDON RegrowthMaster	500 mL/100 L of water + adjuvant
	ACT, NSW, NT, Qld, SA, Vic, WA	Aerial application	GRAZON EXTRA	10 L/ha (apply in 200 L water/ha)
	NSW, SA, Tas, Vic, WA	Aerial (helicopter only)	GARLON 600	4.8 L/ha (apply in 200 L water/ha)
	Qld	Aerial (helicopter or fixed)	GARLON 600	4.8 L/ha (apply in 200 L water/ha)
	All	Controlled droplet application	GARLON 600	170 mL/1 L of water
		Controlled droplet application	GRAZON EXTRA	Apply undiluted
		Gas gun application	GARLON 600	280 mL/10 L of water
		Gas gun application	GRAZON EXTRA	335 mL/10 L of water
		Cut stump	VIGILANT II	Apply neat: 3–5 mm layer
Blackberry nightshade <i>Solanum nigrum</i>	All	Foliar spray	STARANE ADVANCED	300 mL/100 L of water
Blue billygoat weed (Blue top) <i>Ageratum houstonianum</i>	All	Boom application	STARANE ADVANCED	900 mL/ha + 1 L/ha Uptake
		Boom application	COLEX-D	4.66 L/ha
		Foliar Spray	COLEX-D	445 mL/100 L of water
Blue heliotrope <i>Heliotropium amplexicaule</i>	NSW, Qld	Foliar spray	TORDON 75-D	1 L/100 L of water
	All	Foliar spray	GRAZON EXTRA	500 mL/100 L of water
		Foliar spray	STARANE ADVANCED	600 mL/100 L of water
Boneseed (Bitou bush) <i>Chrysanthemoides monilifera</i> spp. <i>monilifera</i>	NSW, Qld, SA, Vic, WA	Foliar spray	TORDON 75-D	650 mL/100 L of water
	All	Cut stump	VIGILANT II	Apply neat: 3–5 mm layer
		Cut stump	COLEX-D	Undiluted
		Foliar spray	COLEX-D	1.11 L/100 L of water
Brigalow regrowth <i>Acacia harpophylla</i>	All	Basal bark and Cut stump	ACCESS	1:60 with diesel or Biosafe
		ThinLine basal bark	ACCESS	1:9 with diesel or Biosafe
	NSW, Qld	Foliar spray	GARLON 600	170 mL/100 L of water
	All	Foliar spray	GRAZON EXTRA	350 or 500 mL/100 L of water
		Foliar spray	STARANE ADVANCED	300 or 600 mL/100 L of water
		Foliar spray	TREZAC ARYLEX ACTIVE	200 mL + 300 mL Starane Advanced/100 L of water
Broad-leaf hopbush <i>Dodonaea viscosa</i> ssp. <i>angustifolia</i>	NSW	Basal bark and Cut stump	GARLON 600	1:60 with diesel distillate
Broad-leaf pepper tree <i>Schinus terebinthifolius</i>	All	Foliar spray	STARANE ADVANCED	300 mL/100 L of water
		Basal bark	STARANE ADVANCED	2.1 L/100 L of diesel distillate
		Cut stump	VIGILANT II	Apply neat: 3–5 mm layer
Brooms <i>Genista</i> spp. Cape, English, Flax leaf, Montpellier	Tas	Basal bark and Cut stump	GARLON 600	1:48 with diesel distillate
	All	Foliar spray	GARLON 600	170 mL/100 L of water
	SA, Vic	Foliar spray	TORDON 75-D	300 mL/100 L of water




Blackberry



Blue heliotrope



Boneseed



Brooms

Ready reference table control guide

Woody weed	State	Method of application	Product Note: Preferred option in bold letters	Rate Consult label for details of growth stage and use, especially where range of rates is given
Brooms <i>Genista</i> spp. Cape, English, Flax leaf, Montpellier	All	Foliar spray	GRAZON EXTRA	250 or 350 mL/100 L of water
		Cut stump	VIGILANT II	Apply neat: 3-5 mm layer
	Tas	Cut stump	ACCESS	1:60 with diesel or Biosafe
Brown salwood (Hickory wattle) <i>Acacia aulacocarpa</i>	All	Basal bark and Cut stump	GARLON 600	1:20 with diesel distillate
		Basal bark and Cut stump	ACCESS	1:60 with diesel or Biosafe
		ThinLine basal bark	ACCESS	1:9 with diesel or Biosafe
		Foliar spray	STARANE ADVANCED	300 or 600 mL/100 L of water
		Foliar spray	TREZAC ARYLEX ACTIVE	200 mL + 300 mL Starane Advanced/100 L of water
		Stem injection	TORDON RegrowthMaster	1:4 with water
Brush and swamp box <i>Lophostemon confertus</i> and <i>L. suaveolens</i>	All	Basal bark and Cut stump	ACCESS	1:30 with diesel or Biosafe
		Cut stump	TORDON RegrowthMaster	1:20 with water + surfactant
		Stem injection	TORDON RegrowthMaster	1:4 with water - variable results
California thistle <i>Cirsium arvense</i>	NSW, Qld, SA, Vic, WA	Foliar spray	TORDON 75-D	650 mL/100 L of water
	All	Boom application	LONTREL ADVANCED	1 L/ha + surfactant
Calotrope <i>Calotropis procera</i>	All	Basal bark and Cut stump	ACCESS	1:60 with diesel or Biosafe
Camphor laurel <i>Cinnamomum camphora</i>	All	Foliar spray	GRAZON EXTRA	350 or 500 mL/100 L of water
	NSW, Qld	Basal bark and Cut stump	GARLON 600	1:60 with diesel distillate
	All	Basal bark and Cut stump	ACCESS	1:60 with diesel or Biosafe
		Cut stump	VIGILANT II	Apply neat: 3-5 mm layer
	NSW, Qld	Stem injection	TORDON RegrowthMaster	1:4 with water
	All	Foliar spray	GARLON 600	170 mL/100 L of water
	ACT, NSW, NT, Qld	Gas gun application	GRAZON EXTRA	500 mL/10 L of water
Canna lily <i>Canna indica</i>	All	Cut stump	VIGILANT II	Apply neat: 3-5 mm layer
Cape honeyflower <i>Melianthus major</i>	NSW, Qld, SA, Vic, WA	Foliar spray	TORDON 75-D	650 mL/100 L of water
Capeweed <i>Arctotheca calendula</i>	All	Foliar spray	GRAZON EXTRA	150 mL/100 L of water
		Boom application	LONTREL ADVANCED	1 L/ha
		Boom application	COLEX-D	2.3 - 3.84 L/ha
		Leaf wiping	VIGILANT II	Neat. 50% leaf area
Cape ivy <i>Senecio angulatus</i>	All	Foliar spray	LONTREL ADVANCED	1.6 L/ha
		Gas gun application	LONTREL ADVANCED	125 mL/L of water
Castor oil plant <i>Ricinus communis</i>	All	Basal bark and Cut stump	GARLON 600	1:60 with diesel distillate
		Cut stump	VIGILANT II	Apply neat: 3-5 mm layer
		Boom application	COLEX-D	4.66 L/ha
Casuarina regrowth <i>Casuarina</i> spp.	All	Foliar spray	GRAZON EXTRA	350 mL/100 L of water
		Cut stump	TORDON RegrowthMaster	1:20 with water + surfactant
		Stem injection	TORDON RegrowthMaster	1:4 with water
Chinee apple <i>Ziziphus mauritiana</i>	All	Basal bark and Cut stump	ACCESS	1:60 with diesel or Biosafe
		Basal bark and Cut stump	GARLON 600	1:60 with diesel distillate



Camphor laurel



Capeweed




Castor oil plant



Chinee apple

Woody weed	State	Method of application	Product Note: Preferred option in bold letters	Rate Consult label for details of growth stage and use, especially where range of rates is given
Chinese apple <i>Ziziphus mauritiana</i>	All	Basal bark and Cut stump	STARANE ADVANCED	1.8 L/100 L of diesel distillate
		Foliar spray	GRAZON EXTRA	350 mL/100 L of water + surfactant
Chinese celtis <i>Celtis sinensis</i>	All	Basal bark	STARANE ADVANCED	2.1 L/100 L of diesel distillate
		Cut stump	VIGILANT II	Apply neat: 3-5 mm layer
Cockspur thorn <i>Maclura cochinchinensis</i>	ACT, NSW, NT, Qld	Aerial (helicopter only)	GRAZON EXTRA	1.5 L plus 6 L/ha Amine 625
	All	Basal bark and Cut stump	ACCESS	1:60 with diesel or Biosafe
		ThinLine basal bark	ACCESS	1:9 with diesel or Biosafe
		Basal bark	STARANE ADVANCED	1.2 L/100 L of diesel distillate
		Foliar spray	GRAZON EXTRA	350 mL/100 L of water
		Foliar spray	STARANE ADVANCED	300 mL/100 L of water
		Foliar spray	TREZAC ARYLEX ACTIVE	200 mL + 300 mL Starane Advanced/100 L of water
	ACT, NSW, NT, Qld	Gas gun application	GRAZON EXTRA	500 mL/10 L of water
Common sensitive plant <i>Mimosa pudica</i>	All	Boom application	STARANE ADVANCED	900 mL/ha + 1 L/ha Uptake
		Foliar spray	GRAZON EXTRA	200 mL/100 L of water + surfactant
		Foliar spray	STARANE ADVANCED	300 mL/100 L of water + Uptake
Coral cactus <i>Opuntia cylindrica</i>	Qld	Basal bark and Cut stump	ACCESS	1:60 with diesel distillate (Permit 13812)
Corkwood wattle <i>Vachellia bidwillii</i>	All	Basal bark	ACCESS	1:60 with diesel or Biosafe
Corymbia <i>Corymbia</i> spp.	All	Basal bark and Cut stump	ACCESS	1:60 with diesel or Biosafe
		ThinLine basal bark	ACCESS	1:9 with diesel or Biosafe
		Cut stump	TORDON RegrowthMaster	1:20 with water + surfactant
		Stem injection	TORDON RegrowthMaster	1:4 with water
Cotoneaster <i>Cotoneaster</i> spp.	All	Cut stump	VIGILANT II	Apply neat: 3-5 mm layer
	Tas	Foliar spray	GRAZON EXTRA	250 to 500 mL/100 L of water (Permit 13160)
		Cut stump	ACCESS	1:60 with diesel distillate (Permit 13160)
Creeping lantana <i>Lantana montevidensis</i>	All	Foliar spray	GRAZON EXTRA	500 mL/100 L of water
		Foliar spray	STARANE ADVANCED	300 mL/100 L of water
		Foliar spray	TREZAC ARYLEX ACTIVE	200 mL + 300 mL Starane Advanced/100 L of water
Crofton weed <i>Ageratina adenophora</i>	ACT, NSW, NT, Qld	Aerial (helicopter only)	GRAZON EXTRA	1.5 L plus 6 L/ha Amine 625
	All	Foliar spray	GRAZON EXTRA	350 mL/100 L of water
		Foliar spray	STARANE ADVANCED	300 mL/100 L of water
		Foliar spray	TREZAC ARYLEX ACTIVE	200 mL + 300 mL Starane Advanced/100 L of water
	NSW, Qld, SA, Vic, WA	Foliar spray	TORDON 75-D	650 mL/100 L of water
	ACT, NSW, NT, Qld	Gas gun application	GRAZON EXTRA	500 mL/10 L of water
Dawson gum (Blackbutt) <i>Eucalyptus cambageana</i>	Qld	Basal bark and Cut stump	GARLON 600	1:30 with diesel distillate



Chinese Celtis



Cockspur thorn



Common sensitive plant



Creeping lantana

Ready reference table control guide

Woody weed	State	Method of application	Product Note: Preferred option in bold letters	Rate Consult label for details of growth stage and use, especially where range of rates is given
Devil's fig <i>Solanum torvum</i>	NSW, Qld, SA, Vic, WA	Foliar spray	TORDON 75-D	650 mL/100 L of water
Docks <i>Rumex</i> spp.	All	Controlled droplet application	GRAZON EXTRA	Apply undiluted
		Foliar spray	TREZAC ARYLEX ACTIVE	200 mL + 300 mL Starane Advanced/100 L of water
		Foliar spray	GRAZON EXTRA	350 or 500 mL/100 L of water
		Foliar spray	STARANE ADVANCED	300 mL/100 L of water
		Foliar spray	COLEX-D	190 mL/150 L of water
	NSW, Qld, Tas, Vic	Foliar spray	TORDON 75-D	75 or 150 mL/100 L of water
Eastern cotton bush <i>Maireana microphylla</i>	All	Foliar spray	GRAZON EXTRA	500 mL/100 L of water + Uptake
Ellangowan poison bush <i>Eremophila deserti</i>	All	Basal bark and Cut stump	ACCESS	1:60 with diesel or Biosafe
English Ivy <i>Hedera helix</i>	Vic	Foliar spray	GARLON 600	1 L + 800 mL Glyphosate 450 /100 L of water
Eucalypt regrowth <i>Eucalyptus</i> spp.	All	Foliar spray	GRAZON EXTRA	350 or 500 mL/100 L of water + adjuvant
	NT, Qld, SA, WA	Foliar spray	GARLON 600	400 mL/100 L of water
	NSW, Tas, Vic	Foliar spray	GARLON 600	560 mL/100 L of water
	NSW, Qld, SA, Vic, WA	Foliar spray	TORDON 75-D	650 mL/100 L of water
	All	Basal bark and Cut stump	GARLON 600	1:60 or 1:30 with diesel distillate
		Basal bark and Cut stump	ACCESS	1:60 with diesel or Biosafe
		Cut stump	TORDON RegrowthMaster	1:20 with water + surfactant
	NSW, Qld, SA, Vic, WA	Cut stump	TORDON 75-D	500 mL/10 L of water
	All	Gas gun application	GARLON 600	400 mL/10 L of water
		Gas gun application	GRAZON EXTRA	335 mL/10 L of water
		Stem injection	TORDON RegrowthMaster	1:4 in water
False sandalwood <i>Eremophila mitchellii</i>	All	Basal bark and Cut stump	ACCESS	1:60 with diesel or Biosafe
		Basal bark and Cut stump	GARLON 600	1:60 with diesel distillate
Fennel <i>Foeniculum vulgare</i>	Tas	Foliar spray	GARLON 600	170 mL/100 L of water
Fireweed <i>Senecio madagascariensis</i>	All	Foliar spray	GRAZON EXTRA	350 mL/100 L of water
		Foliar spray	TREZAC ARYLEX ACTIVE	200 mL + 210 mL Starane Advanced/100 L of water
Fleabane <i>Conyza</i> spp.	All	Boom application	LONTREL ADVANCED	1 L + 2.4 L/ha Glyphosate 450
		Boom application	GRAZON EXTRA	2 L + 2.4 L/ha Glyphosate 450
		Foliar Spray	COLEX-D	445 mL/100 L of water
Flannel weed <i>Sida cordifolia</i>	All	Foliar spray	STARANE ADVANCED	300 mL/100 L of water
Flatweed <i>Hypochaeris radicata</i>	All	Boom application	LONTREL ADVANCED	1 L/ha



Devil's fig



Dock species



Eucalypt regrowth



Fireweed

Woody weed	State	Method of application	Product Note: Preferred option in bold letters	Rate Consult label for details of growth stage and use, especially where range of rates is given
Galenia <i>Galenia pubescens</i>	All	Foliar spray	GRAZON EXTRA	500 mL/100 L of water
		Boom application	GRAZON EXTRA	3 to 5 L/ha (apply in 200 L water/ha)
Galvanised Burr <i>Sclerolaena birchii</i>	All	Foliar spray	COLEX-D	445 mL/100 L of water
Giant bramble <i>Rubus alceifolius</i>	All	Foliar spray	GRAZON EXTRA	500 mL/100 L of water + surfactant
Giant sensitive plant <i>Mimosa invisa</i>	All	Boom application	STARANE ADVANCED	900 mL/ha + 1 L/ha Uptake
Giant sensitive tree <i>Mimosa pigra</i>	All	Aerial (wet season)	STARANE ADVANCED	1.8 L/ha + Uptake 1 L/100 L of water
		Basal bark and Cut stump	STARANE ADVANCED	1:100 with diesel distillate
		Foliar spray	STARANE ADVANCED	180 mL/100 L of water + Uptake
Gorse (Furze) <i>Ulex europaeus</i>	All	Foliar spray	GRAZON EXTRA	250, 350, or 500 mL/100 L of water
		Foliar spray	GARLON 600	170 or 340 mL/100 L of water
	Vic	Foliar spray	TORDON 75-D	500 mL/100 L of water
	NSW, SA, Tas, Vic	Foliar spray	TORDON RegrowthMaster	375 mL/100 L of water
	All	Cut stump	VIGILANT II	Apply neat: 3–5 mm layer
	Tas	Aerial (helicopter only)	GRAZON EXTRA	10 L/ha
Green cestrum <i>Cestrum parqui</i>	All	Basal bark and Cut stump	ACCESS	1:60 with diesel or Biosafe
		Cut stump	VIGILANT II	Apply neat: 3–5 mm layer
	NSW, Qld, SA, Vic, WA	Foliar spray	TORDON 75-D	650 mL/100 L of water
	NSW, Qld, Vic	Foliar spray	GARLON 600	170 mL/100 L of water
	All	Foliar spray	GRAZON EXTRA	500 mL/100 L of water
Green wattle <i>Acacia decurrens</i>	All	Basal bark and Cut stump	GARLON 600	1:60 with diesel distillate
		Stem injection	LONTREL ADVANCED	1:9 with water
		Stem injection	TORDON RegrowthMaster	1:4 with water
Grevillea <i>Grevillea</i> spp.	All	Basal bark and Cut stump	ACCESS	1:60 with diesel or Biosafe
Groundsel bush <i>Baccharis halimifolia</i>	All	Basal bark and Cut stump	ACCESS	1:60 with diesel or Biosafe
		Basal bark and Cut stump	GARLON 600	1:120 with diesel distillate
		Cut stump	COLEX-D	335 mL/15 L of water
		Foliar spray	COLEX-D	445 mL/100 L of water
		Cut stump	VIGILANT II	Apply neat: 3–5 mm layer
		Foliar spray	GRAZON EXTRA	250 or 350 mL/100 L of water
		Foliar spray	GARLON 600	160 or 320 mL/100 L of water
		Foliar spray	LONTREL ADVANCED	160 or 250 mL/100 L of water
		Foliar spray	TORDON 75-D	650 mL/100 L of water
Guava <i>Psidium guajava</i>	All	Basal bark and Cut stump	ACCESS	1:30 with diesel or Biosafe
Hard milkwood <i>Alstonia muelleriana</i>	All	Basal bark and Cut stump	ACCESS	1:60 with diesel or Biosafe
Harrisia cactus <i>Harrisia</i> spp.	All	Basal bark	ACCESS	1:60 with diesel or Biosafe
	Qld	Foliar spray	TORDON RegrowthMaster	1:40 with water



Gorse



Green cestrum



Groundsel bush



Harrisia cactus

Ready reference table control guide

Woody weed	State	Method of application	Product Note: Preferred option in bold letters	Rate Consult label for details of growth stage and use, especially where range of rates is given
Hawkeed <i>Heiracium</i> spp.	NSW	Foliar spray	LONTREL ADVANCED	250 mL/100 L of water (Permit 14558)
	Tas	Foliar spray	GRAZON EXTRA	250 to 500 mL/100 L of water (Permit 13160)
Hawthorn <i>Crataegus monogyna</i>	All	Basal bark and Cut stump	ACCESS	1:60 with diesel or Biosafe
	Vic	Cut stump	TORDON 75-D	Apply undiluted
	All	Cut stump	COLEX-D	Undiluted
		Foliar spray	GRAZON EXTRA	500 mL/100 L of water
		Foliar spray	COLEX-D	1.11 L/100 L of water
Heart-leaf poison bush <i>Gastrolobium grandiflorum</i>	All	Basal bark and Cut stump	ACCESS	1:60 with diesel or Biosafe
Hemlock <i>Conium maculatum</i>	All	Foliar spray	COLEX-D	445 mL/100 L of water
Hexham scent <i>Melilotus indicus</i>	All	Foliar spray	STARANE ADVANCED	300 mL/100 L of water
		Foliar spray	COLEX-D	230 mL/150 L of water
Honey locust <i>Gleditsia triacanthos</i>	All	Basal bark and Cut stump	STARANE ADVANCED	1:33 with diesel distillate
		Basal bark and Cut stump	ACCESS	1:60 with diesel or Biosafe
		Cut stump	VIGILANT II	Apply neat: 3–5 mm layer
		Foliar spray	STARANE ADVANCED	300 mL/100 L of water
Horehound <i>Marrubium vulgare</i>	Tas	Foliar spray	GARLON 600	170 mL/100 L of water
	All	Foliar spray	GRAZON EXTRA	350 mL/100 L of water
		Foliar spray	COLEX-D	190 mL/150 L of water
		Boom application	COLEX-D	3.07–4.38 L/ha
Inkweed <i>Phytolacca octandra</i>	NSW, Qld, SA, Vic, WA	Foliar spray	TORDON 75-D	500 mL/100 L of water
Japanese honeysuckle <i>Lonicera japonica</i>	All	Cut stump	VIGILANT II	Apply neat: 3–5 mm layer
Japanese sunflower <i>Tithonia diversifolia</i>	All	Foliar spray	GRAZON EXTRA	350 mL/100 L of water
		Cut stump	VIGILANT II	Apply neat: 3–5 mm layer
Khaki weed <i>Alternanthera pungens</i>	NSW, Qld, SA, Vic, WA	Foliar spray	TORDON 75-D	650 mL/100 L of water
	All	Foliar spray	COLEX-D	230 mL/150 L of water
Kite-leaf poison <i>Gastrolobium laytonii</i>	All	Basal bark and Cut stump	ACCESS	1:60 with diesel or Biosafe
Kudzu <i>Pueraria montana</i> var. <i>lobata</i>	Qld	Foliar spray	GARLON 600	330 mL/100 L of water (Permit 14849)
		Foliar spray	GRAZON EXTRA	500 mL/100 L of water (Permit 14849)
		Foliar spray	LONTREL ADVANCED	500 mL/100 L of water (Permit 14849)



Hexham scent



Horehound



Japanese sunflower



Khaki weed

Woody weed	State	Method of application	Product Note: Preferred option in bold letters	Rate Consult label for details of growth stage and use, especially where range of rates is given
Kudzu <i>Pueraria montana</i> var. <i>lobata</i>		Foliar spray	STARANE ADVANCED	300 mL/100 L of water (Permit 14849)
		Basal bark	STARANE ADVANCED	1:30 with diesel distillate (Permit 14849)
		Cut stump	STARANE ADVANCED	1:20 with water (Permit 14849)
		Cut stump	VIGILANT II	Apply neat: 3–5 mm layer (Permit 14849)
Lantana <i>Lantana camara</i>	All	Foliar spray	GRAZON EXTRA	350 mL/100 L of water + adjuvant
		Foliar spray	GRAZON EXTRA	500 to 750 mL/100 L of water
		Foliar spray	TREZAC ARYLEX ACTIVE	200 mL + 210 or 300 mL Starane Advanced/100 L of water
		Foliar spray	STARANE ADVANCED	300 or 600 mL/100 L of water
		Foliar spray	COLEX-D	445 mL/100 L of water
	NSW, Qld, SA, Vic, WA	Foliar spray	TORDON 75-D	650 mL/100 L of water
	All	Basal bark and Cut stump	ACCESS	1:60 with diesel or Biosafe
		Basal bark and Cut stump	GARLON 600	1:60 with diesel distillate
		Cut stump	VIGILANT II	Apply neat: 3–5 mm layer
	ACT, NSW, NT, Qld	Aerial (helicopter only)	GRAZON EXTRA	1.5 L plus 6 L/ha Amine 625
		Aerial (helicopter only)	GRAZON EXTRA	10 L/ha
Leucaena <i>Leucaena leucocephala</i>	All	Basal bark and Cut stump	ACCESS	1:60 with diesel or Biosafe
		ThinLine basal bark	ACCESS	1:9 with diesel or Biosafe
Lime bush <i>Eremocitrus glauca</i>	All	Basal bark and Cut stump	ACCESS	1:60 with diesel or Biosafe
		Foliar spray	STARANE ADVANCED	600 mL/100 L of water
		Foliar spray	GRAZON EXTRA	350 mL/100 L of water + surfactant
	Qld	Foliar spray	TORDON 75-D	1.3 L/100 L of water
	All	Gas gun application	STARANE ADVANCED	600 mL/10 L of water
Lion's tail <i>Leonotis nepetifolia</i>	All	Foliar spray	GRAZON EXTRA	200 mL/100 L of water + surfactant
Lippia <i>Phyla canescens</i>	All	Boom application	COLEX-D	2.76 – 5.53 L/ha
Madeira vine <i>Anredera cordifolia</i>	All	Foliar spray	STARANE ADVANCED	300 mL/100 L of water
		Cut stump	VIGILANT II	Apply neat: 3–5 mm layer
Manuka <i>Leptospermum scoparium</i>	All	Foliar spray	GRAZON EXTRA	500 mL/100 L of water + Pulse
Marshmallow <i>Malva parviflora</i>	All	Foliar spray	STARANE ADVANCED	300 mL/100 L of water
		Foliar spray	TREZAC ARYLEX ACTIVE	200 mL + 300 mL Starane Advanced/100 L of water
Mayne's pest <i>Verbena aristigera</i>	Qld	Foliar spray	TORDON 75-D	600 mL/100 L of water
Mesquite (Algaroba) <i>Prosopis</i> spp.	All	Basal bark and Cut stump	ACCESS	1:60 with diesel or Biosafe
		Cut stump	VIGILANT II	Apply neat: 3–5 mm layer
		Foliar spray	GRAZON EXTRA	350 mL/100 L of water + surfactant



Lantana



Lime bush



Manuka




Marshmallow

Ready reference table control guide

Woody weed	State	Method of Application	Product Note: Preferred option in bold letters	Rate Consult label for details of growth stage and use, especially where range of rates is given
Milfoil (Yarrow) <i>Achillea millefolium</i>	All	Foliar spray	GRAZON EXTRA	350 or 500 mL/100 L of water
Milkweed <i>Euphorbia heterophylla</i>	All	Foliar spray	STARANE ADVANCED	600 mL/100 L of water
Mimosa bush <i>Vachellia farnesiana</i>	All	Basal bark and Cut stump	STARANE ADVANCED	1.8 L/100 L of diesel distillate
	All	Basal bark and Cut stump	ACCESS	1:60 with diesel or Biosafe
Mimosa pigra <i>Mimosa pigra</i>	NSW	Foliar spray	LONTREL ADVANCED	250 mL/100 L of water (Permit 14929)
	All	Aerial (wet season)	STARANE ADVANCED	1.8 L/ha + Uptake 1 L/100 L of water
Mistflower <i>Ageratina riparia</i>		Foliar spray	STARANE ADVANCED	180 mL/100 L of water + Uptake
	ACT, NSW, NT, Qld	Aerial (helicopter only)	GRAZON EXTRA	1.5 L plus 6 L/ha Amine 625
	All	Foliar spray	STARANE ADVANCED	300 mL/100 L (seedlings/young plants)
		Foliar spray	GRAZON EXTRA	350 mL/100 L of water
		Foliar spray	TREZAC ARYLEX ACTIVE	200 mL + 300 mL Starane Advanced/100 L of water
	NSW, Qld, SA, Vic, WA	Foliar spray	TORDON 75-D	650 mL/100 L of water
Mother-of-millions <i>Bryophyllum</i> spp.	ACT, NSW, NT, Qld	Gas gun application	GRAZON EXTRA	500 mL/10 L of water
	All	Foliar spray	GRAZON EXTRA	500 mL/100 L of water + surfactant
		Foliar spray	STARANE ADVANCED	360 mL/100 L of water + surfactant
Narrow-leaf hopbush <i>Dodonaea viscosa</i> ssp. <i>angustissima</i>	All	Foliar spray	COLEX-D	555 mL/100 L of water
	NSW	Basal bark and Cut stump	ACCESS	1:60 with diesel or Biosafe
Navua Sedge <i>Cyperus aromaticus</i>	All	Basal bark and Cut stump	GARLON 600	1:60 with diesel distillate
	All	Boom application	UBENIQ RINSKOR ACTIVE	100 to 150 mL/ha + Uptake
Needlewood <i>Hakea leucopetra</i>		Foliar spray	UBENIQ RINSKOR ACTIVE	15 mL/100 L water + Uptake
	All	Basal bark and Cut stump	ACCESS	1:60 with diesel or Biosafe
Noogoora burr <i>Xanthium occidentale</i>		Basal bark and Cut stump	GARLON 600	1:60 with diesel distillate
	NSW, Qld	Boom application	FALLOWBOSS TORDON	1 L/ha
	All	Foliar spray	STARANE ADVANCED	45 mL/100 L of water
Ochna <i>Ochna serrulata</i>		Foliar spray	COLEX-D	225 mL/100 L of water
	All	Basal bark	STARANE ADVANCED	2.1 L/100 L of diesel distillate
		Cut stump	VIGILANT II	Apply neat: 3–5 mm layer
		Foliar spray	STARANE ADVANCED	600 mL/100 L of water
Oleander <i>Nerium oleander</i>		Gas gun application	STARANE ADVANCED	300 mL/10 L of water
	All	Basal bark and Cut stump	ACCESS	1:60 with diesel or Biosafe
		Cut stump	VIGILANT II	Apply neat: 3–5 mm layer
Olive <i>Olea europaea</i>	SA	Basal bark and Cut stump	GARLON 600	1:30 with diesel distillate
	NSW	Basal bark and Cut stump	GARLON 600	1:15 with diesel distillate
	All	Cut stump	VIGILANT II	Apply neat: 3–5 mm layer
Paddy's lucerne <i>Sida rhombifolia</i>	All	Foliar spray	GRAZON EXTRA	500 mL/100 L of water
		Foliar spray	STARANE ADVANCED	600 mL/100 L of water



Mimosa bush



Mother-of-millions



Noogoora burr




Paddy's lucerne


Woody weed	State	Method of Application	Product Note: Preferred option in bold letters	Rate Consult label for details of growth stage and use, especially where range of rates is given
Paddy's lucerne <i>Sida rhombifolia</i>		Boom application	STARANE ADVANCED	2.4 L/ha
		Boom application	STARANE ADVANCED	1.2 L/ha + 1.6 L/ha Amine 625
Parkinsonia <i>Parkinsonia aculeata</i>	All	Basal bark and Cut stump	ACCESS	1:60 with diesel or Biosafe
		ThinLine basal bark	ACCESS	1:9 with diesel or Biosafe
		Cut stump	VIGILANT II	Apply neat: 3–5 mm layer
	NT, Qld	Aerial (helicopter only)	GRAZON EXTRA	3 L/ha + Uptake 1 L/ha
	All	Foliar spray	GRAZON EXTRA	350 mL/100 L of water + Uptake
Parthenium weed <i>Parthenium hysterophorus</i>	NSW, Qld	Foliar spray	TORDON 75-D	125 mL/100 L of water
	All	Foliar spray	COLEX-D	445 mL/100 L of water
Paterson's curse <i>Echium plantagineum</i>	SA	Boom application	FALLOWBOSS TORDON	4 L/ha
	All	Boom application	COLEX-D	1.5 L/ha
	NSW, Qld, Vic, WA	Foliar spray	TORDON 75-D	150 mL/100 L of water
	All	Foliar spray	GRAZON EXTRA	250 mL/100 L of water
		Foliar spray	COLEX-D	445 mL/100 L of water
		Leaf wiping	VIGILANT II	Neat. 50% leaf area
Peppercorn tree <i>Schinus molle</i>	All	Basal bark and Cut stump	ACCESS	1:60 with diesel or Biosafe
Pond apple <i>Annona glabra</i>	All	Basal bark	STARANE ADVANCED	0.9 L/100 L with diesel distillate
Poplar box <i>Eucalyptus populnea</i>	All	Stem injection	TORDON RegrowthMaster	1:4 with water
		Cut stump	TORDON RegrowthMaster	1:20 with water + surfactant
Poplar gum <i>Eucalyptus platyphylla</i>	All	Stem injection	TORDON RegrowthMaster	1:4 with water
		Cut stump	TORDON RegrowthMaster	1:20 with water + surfactant
Pretty wattle <i>Acacia decora</i>	All	Foliar spray	STARANE ADVANCED	300 or 600 mL/100 L of water
Prickly acacia <i>Vachellia nilotica</i>	All	Basal bark and Cut stump	ACCESS	1:60 with diesel or Biosafe
		Basal bark and Cut stump	STARANE ADVANCED	900 mL/100 L with diesel distillate
		Basal bark and Cut stump	GARLON 600	1:120 with diesel distillate
		Cut stump	VIGILANT II	Apply neat: 3–5 mm layer
		Foliar spray	STARANE ADVANCED	450 mL/100 L of water + Uptake
Prickly pear (common) <i>Opuntia stricta</i>	All	Foliar spray	GARLON 600	1:75 with diesel distillate
		Foliar spray	ACCESS	1:60 with diesel or Biosafe
		Foliar spray	GARLON 600	3 L/100 L of water
		Foliar spray	GARLON EXTRA	500 mL/100 L of water
Privet (broad-leaf) <i>Ligustrum lucidum</i>	All	Basal bark and Cut stump	GARLON 600	1:12 with diesel distillate
		Basal bark and Cut stump	ACCESS	1:30 with diesel or Biosafe
		Cut stump	VIGILANT II	Apply neat: 3–5 mm layer
Puntz bush <i>Senna artemisioides</i> ssp. <i>filifolia</i>	All	Basal bark and Cut stump	ACCESS	1:60 with diesel or Biosafe
Purple Top <i>Verbena bonariensis</i>	All	Boom application	COLEX-D	4.66 L/ha



Paterson's curse



Prickly acacia



Prickly pear



Ragwort

Ready reference table control guide

Woody weed	State	Method of Application	Product Note: Preferred option in bold letters	Rate Consult label for details of growth stage and use, especially where range of rates is given
Quena <i>Solanum esuriale</i>	NSW, Qld, SA, Vic, WA	Foliar spray	TORDON 75-D	650 mL/100 L of water
Ragwort <i>Senecio jacobaea</i>	NSW, Qld, WA	Boom application	FALLOWBOSS TORDON	3.5 L/ha
	SA, Vic	Boom application	FALLOWBOSS TORDON	4 L/ha
	All	Boom application	LONTREL ADVANCED	500 mL to 1 L/ha + surfactant
		Controlled droplet application	GRAZON EXTRA	Apply undiluted
		Foliar spray	GRAZON EXTRA	350 or 500 mL/100 L of water
	NSW, Qld, Vic, WA	Foliar spray	TORDON 75-D	150 mL/100 L of water
	SA	Foliar spray	TORDON 75-D	300 mL/100 L of water
	All	Foliar spray	LONTREL ADVANCED	100–150 mL/100 L of water
Red ash (White myrtle) <i>Alphitonia excelsa</i>	All	Basal bark and Cut stump	ACCESS	1:60 with diesel or Biosafe
Rhus tree <i>Toxicodendron succedanea</i>	All	Cut stump	VIGILANT II	Apply neat: 3–5 mm layer
Rubber vine (open flats) <i>Cryptostegia grandiflora</i> (Not infected with rust)	All	Foliar spray	GRAZON EXTRA	350 or 500 mL/100 L of water
	Qld	Foliar spray	TORDON 75-D	1.3 L/100 L of water
	NT, Qld	Aerial (helicopter only)	GRAZON EXTRA	3 to 5 L/ha
Rubber vine (isolated plants) <i>Cryptostegia grandiflora</i>	All	Basal bark and Cut stump	ACCESS	1:60 with diesel or Biosafe
		Basal bark and Cut stump	GARLON 600	1:60 with diesel distillate
		Cut stump	COLEX-D	335 mL/15 L of water
Russian knapweed (Creeping knapweed) <i>Acroptilon repens</i>	Qld, Vic	Foliar spray	LONTREL ADVANCED	250 mL/100 L of water
	NSW, Qld, WA	Foliar spray	TORDON 75-D	1.3 to 2 L/100 L of water
	Qld	Boom application	LONTREL ADVANCED	2 L/ha
Saffron Thistle <i>Carthamus lanatus</i>	All	Foliar spray	COLEX-D	445 mL/100 L of water
		Foliar spray	LONTREL ADVANCED	125 mL/100 L of water
Sally wattle <i>Acacia salicina</i>	All	Basal bark and Cut stump	ACCESS	1:60 with diesel or Biosafe
		ThinLine basal bark	ACCESS	1:9 with diesel or Biosafe
		Foliar spray	STARANE ADVANCED	300 or 600 mL/100L of water
		Stem injection	LONTREL ADVANCED	1:9 with water
		Stem injection	TORDON RegrowthMaster	1.4 with water
Scrub nettle <i>Urtica incisa</i>	All	Foliar spray	STARANE ADVANCED	300 mL/100 L of water
Sensitive plant (Giant) <i>Mimosa invisa</i>	All	Foliar spray	GRAZON EXTRA	200 mL/100 L of water
		Boom application	STARANE ADVANCED	900 mL/ha + Uptake 1 L/ha
Sesbania pea <i>Sesbania cannabina</i>	NSW, Qld	Boom application	FALLOWBOSS TORDON	1 L/ha
	All	Boom application	COLEX-D	770 mL – 1.23 L/ha
Siam weed <i>Chromolaena odorata</i>	All	Foliar spray	GRAZON EXTRA	350 mL/100 L of water + surfactant
		Cut stump	VIGILANT II	Apply neat: 3–5 mm layer
Sicklepod <i>Senna obtusifolia</i>	Qld	Boom application	FALLOWBOSS TORDON	700 mL to 1.5 L/ha + 800 mL/ha Amine 625
	NT, Qld	Boom application	GRAZON EXTRA	3 L/ha + surfactant



Red ash



Rubber vine



Sally wattle



Sicklepod

Woody weed	State	Method of Application	Product Note: Preferred option in bold letters	Rate Consult label for details of growth stage and use, especially where range of rates is given
Sicklepod <i>Senna obtusifolia</i>	Qld	Foliar spray	TORDON 75-D	300 mL/100 L of water
	All	Foliar spray	GRAZON EXTRA	200 mL/100 L of water + surfactant
Sida <i>Sida</i> spp.	All	Foliar spray	STARANE ADVANCED	600 mL/100 L of water
Sifton bush (Chinese shrub) <i>Cassinia arcuata</i>	All	Foliar spray	GRAZON EXTRA	500 mL/100 L of water + surfactant
	Vic	Foliar spray	TORDON 75-D	650 mL/100 L of water
Silver-leaf nightshade <i>Solanum elaeagnifolium</i>	NSW, SA, Vic	Foliar spray	TORDON 75-D	650 mL/100 L of water
	All	Foliar spray	STARANE ADVANCED	300 mL/100 L of water
	NSW, SA, Vic	Boom application	FALLOWBOSS TORDON	15 L/ha
	All	Boom application	STARANE ADVANCED	450 to 600 mL/ha + 1 L/ha Uptake
		Boom application	STARANE ADVANCED	225 mL/ha + 1.6 L/ha Amine 625
Silver wattle <i>Acacia dealbata</i>	All	Basal bark and Cut stump	ACCESS	1:60 with diesel or Biosafe
		ThinLine basal bark	ACCESS	1:9 with diesel or Biosafe
		Basal bark and Cut stump	GARLON 600	1:60 with diesel distillate
	NSW, Tas, Vic	Boom application	LONTREL ADVANCED	2.5 to 4.3 L/ha + Ulvaprone® (200 L water/ha)
	All	Foliar spray	GARLON 600	160 or 320 mL/100 L of water
		Foliar spray	LONTREL ADVANCED	250 mL/100 L of water
		Stem injection	LONTREL ADVANCED	1:9 with water
		Stem injection	TORDON RegrowthMaster	1:4 with water
Sisal hemp <i>Agave</i> spp.	All	Basal bark	ACCESS	1:60 with diesel or Biosafe
		Foliar spray	STARANE ADVANCED	1.8 L/100 L of diesel distillate
		Stem injection	STARANE ADVANCED	6 mL undiluted/plant
Smartweed <i>Persicaria lapathifolia</i>	All	Foliar spray	GRAZON EXTRA	350 or 500 mL/100 L of water
	NSW, Qld, SA, Vic, WA	Foliar spray	TORDON 75-D	150 mL/100 L of water
Smooth tree pear <i>Opuntia monacantha</i>	All	Foliar spray	GARLON 600	1:75 with diesel distillate
		Foliar spray	GRAZON EXTRA	500 mL/100 L of water
Snake cactus <i>Cylindropuntia spinosior</i>	All	Foliar spray	ACCESS	1:60 with diesel or Biosafe
Snakeweed <i>Stachytarpheta</i> spp.	All	Foliar spray	STARANE ADVANCED	450 mL/100 L water + Uptake
		Foliar spray	COLEX-D	445 mL/100 L of water
Spear thistle <i>Cirsium vulgare</i>	All	Foliar spray	GRAZON EXTRA	150 mL/100 L of water
		Foliar spray	LONTREL ADVANCED	125 mL/100 L of water
		Leaf wiping	VIGILANT	Neat. 50% leaf area
		Foliar spray	TREZAC ARYLEX ACTIVE	200 mL + 210 mL Starane Advanced/100 L of water
Spiny emex <i>Emex australis</i>	NSW, Qld	Foliar spray	TORDON 75-D	300 mL/100 L of water
Spiny-head sida <i>Sida acuta</i>	All	Boom application	STARANE ADVANCED	900 mL/ha + Uptake 1 L/ha
		Foliar spray	COLEX-D	230 mL/150 L of water



Sida



Silver-leaf nightshade



Smartweed



Spear thistle

Ready reference table control guide

Woody weed	State	Method of Application	Product Note: Preferred option in bold letters	Rate Consult label for details of growth stage and use, especially where range of rates is given
Star burr <i>Acanthospermum hispidum</i>	All	Foliar Spray	COLEX-D	445 mL/100 L of water
Sticky florestina <i>Florestina tripteris</i>	Qld	Boom application	FALLOWBOSS TORDON	3 L/ha
Stinking passion flower <i>Passiflora foetida</i>	All	Foliar spray	STARANE ADVANCED	270 mL/100 L of water
Stinking roger <i>Tagetes minuta</i>	NSW, Qld	Boom application	FALLOWBOSS TORDON	1 L/ha
St John's wort <i>Hypericum perforatum</i>	All	Foliar spray	GRAZON EXTRA	500 mL/100 L of water
		Foliar spray	STARANE ADVANCED	300 mL/100 L of water
		Foliar spray	TREZAC ARYLEX ACTIVE	200 mL + 300 mL Starane Advanced/100 L of water
	ACT, NSW, Qld, SA, Vic, WA	Foliar spray	TORDON 75-D	500 mL/100 L of water
	ACT, NSW	Boom application	GRAZON EXTRA	2 to 4 L/ha
	All	Boom application	STARANE ADVANCED	1.8 L/ha (200 L of water/ha)
		Controlled droplet application	GRAZON EXTRA	Apply undiluted
	ACT, NSW, Tas, Vic	Gas gun application	GRAZON EXTRA	500 mL/10 L of water
Sweet briar <i>Rosa rubiginosa</i>	All	Foliar spray	GRAZON EXTRA	350 mL + 10 g metsulfuron/100 L of water
		Foliar spray	GRAZON EXTRA	500 mL/100 L of water
	NSW, Qld, SA, Vic, WA	Foliar spray	TORDON 75-D	650 mL/100 L of water
	All	Basal bark and Cut stump	ACCESS	1:60 with diesel or Biosafe
		Basal bark and Cut stump	GARLON 600	1:30 with diesel distillate
		Cut stump	VIGILANT II	Apply neat: 3–5 mm layer
	ACT, NSW	Gas gun application	GRAZON EXTRA	500 mL/10 L of water
Tea-tree <i>Melaleuca</i> spp.	All	Basal bark and Cut stump	GARLON 600	1:60 with diesel distillate
		Basal bark and Cut stump	ACCESS	1:60 with diesel or Biosafe
		Stem injection	TORDON RegrowthMaster	1:4 with water
Thistles <i>Cirsium</i> spp., <i>Carthamus</i> spp.	NSW, Qld, SA, Tas, Vic	Boom application	LONTREL ADVANCED	25 or 35 mL/ha + 1 or 1.5 L/ha MCPA amine (500 g/L)
	All	Boom application	LONTREL ADVANCED	1 L/ha
		Controlled droplet application	GRAZON EXTRA	Apply undiluted
		Foliar spray	TREZAC ARYLEX ACTIVE	200 mL + 210 mL Starane Advanced/100 L of water
	NSW, Qld, SA, Tas, Vic	Foliar spray	LONTREL ADVANCED	125 mL/100 L of water
	All	Foliar spray	COLEX-D	230 mL/150 L of water
		Foliar spray	GRAZON EXTRA	350 or 500 mL/100 L of water
Thornapple <i>Datura</i> spp.	NSW, Qld	Foliar spray	TORDON 75-D	150 to 300 mL/100 L of water
	All	Foliar spray	COLEX-D	445 mL/100 L of water
	NSW, Qld	Boom application	FALLOWBOSS TORDON	1 L/ha
	All	Boom application	COLEX-D	2.23–3.3 L/ha



Stinking roger



St Johns wort



Sweet briar




Tea-tree

Woody weed	State	Method of Application	Product Note: Preferred option in bold letters	Rate Consult label for details of growth stage and use, especially where range of rates is given
Tiger pear <i>Opuntia aurantiaca</i>	All	Foliar spray	GARLON 600	3 L/100 L of water
		Foliar spray	ACCESS	1:60 with diesel or Biosafe
		Foliar spray	GARLON 600	1:75 with diesel distillate
Tobacco weed <i>Elephantopus scaber</i>	All	Foliar spray	GRAZON EXTRA	300 mL/100 L of water + surfactant
Tree-of-heaven <i>Ailanthus altissima</i>	All	Basal bark and Cut stump	ACCESS	1:60 with diesel or Biosafe
		Basal bark and Cut stump	GARLON 600	1:60 with diesel distillate
		Cut stump	VIGILANT II	Apply neat: 3–5 mm layer
	NSW, Qld, SA, Vic, WA	Cut stump	TORDON 75-D	Apply undiluted
Tree pear <i>Opuntia tomentosa</i>	All	Foliar spray	ACCESS	1:60 with diesel or Biosafe
Tropical soda apple <i>Solanum viarum</i>	All	Foliar spray	GRAZON EXTRA	350 mL/100 L of water
	NSW, Qld	Boom application	GRAZON EXTRA	3 to 5 L/ha + Uptake (Permit 12942)
	All	Cut stump	VIGILANT II	Apply neat: 3–5 mm layer
Tree violet <i>Hymenanthera dentata</i>	All	Gas gun application	STARANE ADVANCED	600 mL/10 L of water
Turpentine <i>Syncarpia glomulifera</i>	All	Basal bark and Cut stump	ACCESS	1:60 with diesel or Biosafe
Turpentine bush <i>Eremophila sturtii</i>	NSW	Basal bark and Cut stump	GARLON 600	1:60 with diesel distillate
	All	Basal bark and Cut stump	ACCESS	1:60 with diesel or Biosafe
Variegated Thistle <i>Silybum marianum</i>	All	Foliar spray	COLEX-D	445 mL/100 L of water
	NSW, Qld, SA, Vic, WA	Foliar spray	TORDON 75-D	150–300 mL/100 L of water
Velvet mesquite <i>Prosopis velutina</i>	All	Foliar spray	GRAZON EXTRA	670 mL/100 L of water + surfactant
Vines and legumes	All	Foliar spray	STARANE ADVANCED	300 mL/100 L of water
		Foliar spray	COLEX-D	230 mL/150 L of water
Wait-a-while (Mysore thorn) <i>Caesalpinia decapetala</i>	All	Cut stump	VIGILANT II	Apply neat: 3–5 mm layer
Wandering jew <i>Tradescantia fluminensis</i>	All	Foliar spray	STARANE ADVANCED	900 mL/100 L of water
Wattle regrowth <i>Acacia</i> spp. (Consult label for species and growth stage)	All	Basal bark and Cut stump	GARLON 600	1:60 with diesel distillate
		Basal bark and Cut stump	ACCESS	1:60 with diesel or Biosafe
		ThinLine basal bark	ACCESS	1:9 with diesel or Biosafe
		Cut stump	TORDON RegrowthMaster	1:20 with water + surfactant
		Foliar spray	GRAZON EXTRA	350 mL/100 L of water
		Foliar spray	GARLON 600	160 or 320 mL/100 L of water
		Foliar spray	STARANE ADVANCED	300 or 600 mL/100 L of water
		Foliar spray	TREZAC ARYLEX ACTIVE	200 mL + 300 mL Starane Advanced/100 L of water
		Stem injection	LONTREL ADVANCED	1:9 with water
		Stem injection	TORDON RegrowthMaster	1:4 with water



Tree-of-heaven



Wandering jew



Wattle regrowth




Whitewood

Ready reference table control guide

Woody weed	State	Method of Application	Product Note: Preferred option in bold letters	Rate Consult label for details of growth stage and use, especially where range of rates is given
White lupin <i>Lupinus albus</i>	All	Foliar spray	STARANE ADVANCED	300 mL/100 L of water
Whitewood <i>Atalaya hemiglauca</i>	All	Basal bark and Cut stump	ACCESS	1:60 with diesel or Biosafe
Wild orange <i>Capparis canescens</i>	All	Basal bark	ACCESS	1:60 with diesel or Biosafe
Wild peach <i>Prunus persica</i>	All	Basal bark and Cut stump	ACCESS	1:60 with diesel or Biosafe
Wild rosemary <i>Cassinia laevis</i>	All	Basal bark and Cut stump	ACCESS	1:60 with diesel or Biosafe
		Foliar spray	GRAZON EXTRA	350 to 500 mL/100 L of water
Wild tobacco tree <i>Solanum mauritianum</i>	All	Cut stump	ACCESS	1:60 with diesel or Biosafe
		Cut stump	VIGILANT II	Apply neat: 3–5 mm layer
		Cut stump	COLEX-D	335 mL/15 L of water
		Foliar spray	GRAZON EXTRA	350 mL/100 L of water
	Qld	Foliar spray	TORDON 75-D	650 mL/100 L of water
	ACT, NSW, NT, Qld	Gas gun application	GRAZON EXTRA	500 mL/10 L of water
Wilga <i>Geijera parviflora</i>	All	Basal bark and Cut stump	ACCESS	1:60 with diesel or Biosafe
Willow <i>Salix</i> spp.	All	Cut stump	ACCESS	1:15 with diesel or Biosafe
		Cut stump	VIGILANT II	Apply neat: 3–5 mm layer
Yellow bells <i>Tecoma stans</i>	All	Basal bark and Cut stump	ACCESS	1:60 with diesel or Biosafe
		Cut stump	VIGILANT II	Apply neat: 3–5 mm layer
Yellow wood <i>Terminalia oblongata</i>	Qld	Basal bark and Cut stump	GARLON 600	1:30 with diesel distillate
Zamia palm <i>Cycas</i> spp.	Qld	Stem injection	TORDON 75-D	1:5 with water; 1 mL/2.5 cm diameter



Wild tobacco tree



Wilga



Willow



Yellow wood

Weed identification

Following is a list of other weed identification resources that can help you to correctly identify the species of weed you are trying to treat.



Weed identification references

- **Noxious weeds of Australia** (second edition)
– Parsons & Cuthbertson
- **Plants of Western NSW**
– Cunningham, Mulha, Milthroe, Leigh
- **Weeds of Southern Queensland** (third edition)
– Weed Society of Queensland Inc.
- **Plants of Central Queensland** identification and uses of native and introduced species
– Anderson and QDAF
- **Poisonous plants of Australia**
– Everist
- **Woody Weed tablets app**
– Search for 'Woody Weed' in the App Store
- **Rate Finder app for smartphones**
– Search for 'Woody Weed' in the App Store



CORTEVATM
agriscience

Visit us at corteva.com.au