

**FOR ANIMAL TREATMENT ONLY**  
**READ SAFETY DIRECTIONS BEFORE OPENING OR USING**

# STRIKER

## SPRAY-ON FOR FLIES



**Active Constituent: 50g/L DICYCLANIL**

For the protection of sheep, either off-shears or with any length wool, against strike by Dicyclanil susceptible strains of blowflies (*Lucilia cuprina*), for 18 to 24 weeks. For the protection of mulesing and marking wounds on sheep against strike by Dicyclanil susceptible strains of blowflies (*Lucilia cuprina*) during the wound healing process. Resistance may develop to any chemical.

**READ DIRECTIONS FOR USE BEFORE USING THIS PRODUCT**

**20 L**

**ZAGRO**

**DIRECTIONS FOR USE****Restraint**

DO NOT USE on ewes which are producing or may in the future produce milk or milk products for human consumption.

**DOSAGE AND ADMINISTRATION****SHAKE WELL BEFORE USE.**

STRIKER SPRAY-ON is applied as a low-volume treatment on to areas where protection is required. When applying STRIKER SPRAY-ON, the nozzle of the applicator gun should be high enough above the fleece (approximately 15-25 cm), to achieve a 15cm wide band at each pass for protection of body strike. For treatment of mulesing wounds, the band must be wide enough to cover the wound and 25 mm onto the surrounding wool.

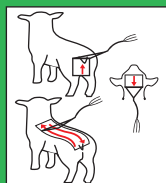


Diagram 1

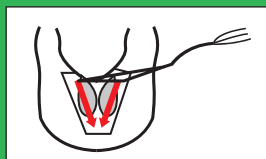


Diagram 2

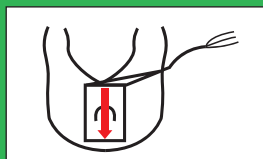


Diagram 3

**1. FOR THE PREVENTION OF BODY STRIKE (Diagram 1)**

SHEEP WEIGHT (kg)	TOTAL VOLUME /SHEEP (mL)	VOLUME PER TREATMENT BAND (mL)	NO. OF BANDS	NO. SHEEP TREATED PER 20L
10 - 20	14	7	2	1428
21 - 30	16	8	2	1250
31 - 50	20	10	2	1000
>50	24	12	2	833

**2. FOR THE PREVENTION OF BREECH STRIKE (Diagram 1)**

SHEEP WEIGHT (kg)	TOTAL VOLUME /SHEEP (mL)	VOLUME PER TREATMENT BAND (mL)	NO. OF BANDS	NO. SHEEP TREATED PER 20L
10 - 20	7	7	1	2857
21 - 30	8	8	1	2500
31 - 50	10	10	1	2000
>50	12	12	1	1666

**3. FOR THE PREVENTION OF POLL STRIKE (Diagram 1)**

Rams and sheep susceptible to poll strike should be treated. Apply 5 mL of STRIKER SPRAY-ON to the areas requiring protection, around the poll and horns.

**4. FOR THE PREVENTION OF FLY STRIKE AFTER MULESING (Diagram 2)**

Apply two bands, one over each side of the mulesing wound and overlapping 25 mm onto the surrounding wool.

SHEEP WEIGHT (kg)	TOTAL VOLUME /SHEEP (mL)	VOLUME PER TREATMENT BAND (mL)	NO. OF BANDS	NO. SHEEP TREATED PER 20L
Up to 30	8	4	2	2500
31 - 50	10	5	2	2000

**5. FOR THE PREVENTION OF FLY STRIKE AFTER MARKING (Diagram 3)**

- When tail has been amputated, apply 4 mL over the crutch ensuring sufficient coverage of the open wound.
- When the tail has not been amputated, ensure sufficient coverage of the tail where the rubber ring has been applied.

In case of ram lambs, a further 4 mL can be sprayed over and around the scrotum area after the rubber ring has been applied.

LAMB WEIGHT (kg)	TOTAL VOLUME /LAMB (mL)	VOLUME PER TREATMENT BAND (mL)	NO. OF BANDS	NO. LAMBS TREATED PER 20L
Ram lambs	8	4	2	3333
Ewe lambs	4	4	1	

**CRITICAL COMMENTS**

- Use only a spray-on applicator gun recommended by manufacturer.
- Ensure the applicator gun is clean.
- Calibrate applicator gun using an accurate volume measure.
- Ensure all areas to be protected are treated.
- When preventing body strike ensure bands overlap along the midline-see diagram 1.
- When protecting mulesing wounds from fly strike, take special care to treat the wound and the surrounding 25 mm of wool-see diagram 2.
- When protecting marking wounds from fly strike, take special care to treat the wound and surrounding wool-see diagram 3.
- This product is not recommended for treating existing strikes. Use a product registered as a dressing for existing strikes.
- Heavy rain following the application of this product could diminish the period of protection.
- STRIKER SPRAY-ON contains a scourable colouring agent for easy band identification.
- Withholding periods must be observed following application of STRIKER SPRAY-ON for any purpose including after mulesing and/or marking as finite residues will occur.

**GENERAL DIRECTIONS**

STRIKER SPRAY-ON provides season long protection to sheep against body, breech and poll strike and may be used either off-shears (within 24 hours of shearing) or in sheep with any length wool (Short Wool: greater than one day and up to 6 weeks after shearing; Long Wool: greater than 6 weeks after shearing). The ESI varies according to wool length at the time of treatment.

STRIKER SPRAY-ON also protects mulesing and marking wounds on lambs against fly strike during the wound healing process. The dose volume is determined by the weight of sheep being treated. Apply STRIKER SPRAY-ON according to the diagrams and tables in the Dosage and administration.

DO NOT DILUTE. Do not mix with any other product.

Apply directly from container or an appropriate back pack using STRIKER SPRAY-ON applicator gun recommended by the supplier. STRIKER SPRAY-ON may be applied to all breeds of sheep to obtain protection against strike by dicyclanil-susceptible strains of blowflies.

DO NOT apply during gusty or windy weather as spray drift may reduce the period of protection. It is good agricultural practice for mulesing/marking to be carried out at times of minimal fly activity. Reduced efficacy may occur in sheep affected with dermatophilosis.

Significant soiling with dags, mud, dust or urine may reduce efficacy. Where significant dags are present, a light crutching is indicated prior to treatment. Protection period may be reduced if sheep scour heavily following application.

**NOT TO BE USED FOR ANY PURPOSE, OR IN ANY MANNER, CONTRARY TO THIS LABEL UNLESS AUTHORISED UNDER APPROPRIATE LEGISLATION.**

**WITHHOLDING PERIODS**

**MEAT:** DO NOT USE less than 28 days before slaughter for human consumption.

**MILK:** DO NOT USE on ewes which are producing or may in the future produce milk or milk products for human consumption.

**WOOL HARVEST INTERVAL:** DO NOT USE less than 3 months before shearing or fibre collection.

#### TRADE ADVICE- EXPORT SLAUGHTER INTERVAL (ESI)

**SHEEP (Long wool):** DO NOT USE less than 60 days before slaughter for export.

**SHEEP (6 weeks wool or less):** DO NOT USE less than 120 days before slaughter for export. The ESI on this label was correct at the time of label approval. Before using this product, confirm the current ESI from Zagro customer service on 1800 144 884 or the APVMA website ([www.apvma.gov.au/residues](http://www.apvma.gov.au/residues)).

Use of this product may result in wool residues that may not comply with European Union Environmental Quality Standards.

Wool treated with this product may contain detectable residues; adequate treatment records should be kept and made available, if requested by wool buyers.

#### SAFETY DIRECTIONS

May irritate the eyes and skin. Avoid contact with eyes and skin. When opening the container and using the product wear elbow length rubber gloves. Wash hands after use.

#### FIRST AID

If poisoning occurs, contact a doctor or Poisons Information Centre: Phone Australia 131 126.

#### ADDITIONAL USER SAFETY INFORMATION

If additional information is required, refer to the Safety Data Sheet.

Sheep Rehandling Interval: After treatment wait until sheep are dry before rehandling.

#### ENVIRONMENTAL PROTECTION

DO NOT contaminate dams, rivers, streams or other waterways with the product or used containers.

#### DISPOSAL

Triple-rinse container and dispose of rinsate in compliance with relevant local, state or territory government regulations. Do not dispose of undiluted chemicals on-site. If recycling, replace cap and return clean container to recycler or designated collection point. If not recycling, break, crush, or puncture container and deliver to an approved waste management facility. If an approved waste management facility is not available, bury the broken, crushed or punctured containers 500 mm below the surface in a disposal pit specifically marked and set up for this purpose clear of waterways, vegetation and tree roots, in compliance with relevant local, state or territory government regulations. Do not burn empty containers or product.

#### STORAGE

KEEP OUT OF REACH OF CHILDREN.

Store below 30°C (Room Temperature). Protect from frost. Store in original container tightly closed in a dry, cool place. DO NOT store in direct sunlight. DO NOT re-use the container.

Harmful to aquatic life.  
Avoid breathing fumes, mists, vapours or spray.  
IF SWALLOWED: Rinse mouth. Do NOT induce vomiting.

#### Registered and distributed in Australia by:

ZAGRO AUSTRALIA PTY LTD  
7 Koojan Avenue, South Guildford  
Perth Western Australia 6055  
Email: [askzagro@zagro.com](mailto:askzagro@zagro.com)  
For further information, contact  
Customer Services Tel: 1800 144 884

APVMA Approval No.: 87892/119711

Batch No.:

Expiry Date:

